

DATEM™
TECHNOLOGY
OXYGEN ENCAPSULATED = LESS FREE RADICALS
LESS FREE RADICALS = REDUCED CUTICLE DAMAGE

SPECTRUM

HIGHLIGHTING & TONING SYSTEM

The Quick and Easy Solution to Highlighting and Toning.

Affinage Spectrum with DATEM Technology™ is a quick and easy highlighting system for natural and coloured hair. Spectrum lightens and tones the hair during a single process. In addition to the lightening powder and 3 special activators (8, 22 and 30 vol), the Spectrum system provides a choice of 6 pigments (tones) allowing you to create individual results for each client. You can use as many different tones as you wish, to create stunning results with cool, warm or natural tones. Spectrum can be used with all highlighting techniques, i.e. foils, meches, spatula, caps etc. Affinage recommends the use of the special Spectrum disposable highlight cap. Spectrum advance formulation also allows on-scalp application.



Choosing Pigments (Tones)

Spectrum Pigments can subdue or increase warmth in the result:



Cool Pigments – Green, Blue and Violet **reduce** the warmth in the hair.

For easy selection of cool Pigments, first identify depth of natural base you are to lift and then refer to the chart below.

Natural Base	Dominant Tone In Hair	Spectrum Pigment To Use
10, 9	Yellow	Violet
8, 7, 6	Orange	Blue
5, 4, 3, 2, 1	Red	Green

Warm Pigments - Red, Neutral and Yellow **increase** warmth in the hair.

Use these pigments to give subtle warm results.

Activators

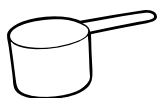
8vol (2.4 %) - up to 4 levels of lift

22vol(6.6 %) - up to 5 levels of lift

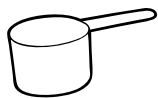
30vol (9 %) - maximum 5 levels of lift. For dark bases only. **NEVER USE 30vol FOR ON SCALP APPLICATIONS.**

Mixing

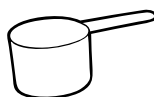
Blend in a non-metallic bowl to a creamy consistency.



2 level scoops
Lightening Powder



2 level scoops of your
chosen Activator



1 level scoop of Pigment (up to 2 level scoops
of Pigment may be used for maximum tone deposit)

Application

Apply generous amounts of product for maximum lift.

Processing Highlighting

- Cover with a processing cap, unless using foil or meches.
- Process for between 2 and 12 minutes (max) with gentle heat (40 - 42°C / 104 - 108°F). Always use a pre heated heat source.
- Check the lift (lightening effect) every 2 to 3 minutes.

The Spectrum Cap

The Spectrum Cap an ideal way to achieve quick and easy highlighting effects is to use the special Spectrum Highlighting Cap. Simply place the cap on the clients head, tie around neck and under chin. Use the hooks provided to pierce the cap and pull through strands of hair to desired thickness. Warm the cap with hand drier to seal holes and mould to head shape. Apply Spectrum and process as per instructions.

On Scalp Application

Important - DO NOT apply to the scalp if there are any abrasions or signs of irritation. Always use protective gloves.

- Do not cover.
- Do not use heat.
- Do not use 30vol.
- Process for up to 12 minutes (visual development is recommended).
- Check the lift (lightening effect) frequently.

If desired result is not achieved after maximum processing time (12 minutes), rinse from the hair and re-apply.

Removal

Rinse thoroughly. Shampoo and condition with Infiniti ColourCare Shampoo and Conditioner.